

---

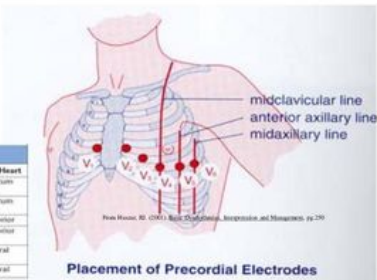
Download



[Huszar Basic Dysrhythmias Pdf File](#)

## 12 Lead ECG Interpretation: Precordial Leads

- VI -V6
  - V1 and V2
  - V3 and V4
  - V5 and V6



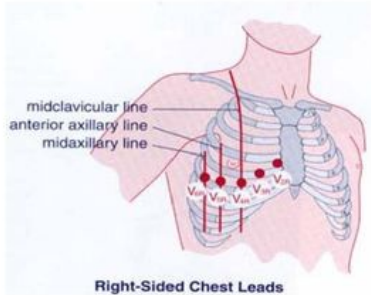
Lead	Positive Electrode Placement	View of Heart
V <sub>1</sub>	4th intercostal space to right of sternum	Septum
V <sub>2</sub>	4th intercostal space to left of sternum	Septum
V <sub>3</sub>	Directly between V <sub>2</sub> and V <sub>4</sub>	Anterior
V <sub>4</sub>	5th intercostal space at left midclavicular line	Anterior
V <sub>5</sub>	Level with V <sub>4</sub> at left anterior axillary line	Lateral
V <sub>6</sub>	Level with V <sub>4</sub> at left midaxillary line	Lateral

## Don't Forget to Obtain the Whole Story!

- What does the 12 lead EKG tell us?
- What does the 12 lead EKG **NOT** tell us?
- So the 12 lead EKG only takes us so far.....

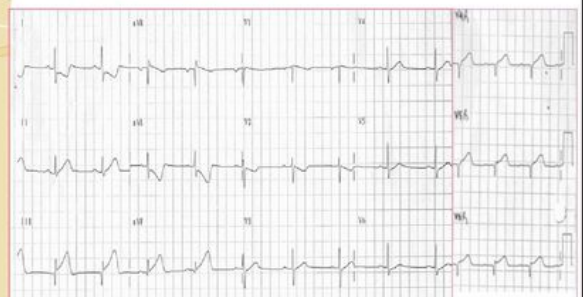


## Right-Sided Chest Leads



From Huszar, R.J. (2001). *Basic dysrhythmias. Interpretation and management*. pg. 251. Used by permission. Sgarbossa, E.B., Birnbaum, Y., Parrillo, J.E. (2001). *American Heart Journal*, (141)4, 507-516.

## Right Sided Leads



[Huszar Basic Dysrhythmias Pdf File](#)

Download



---

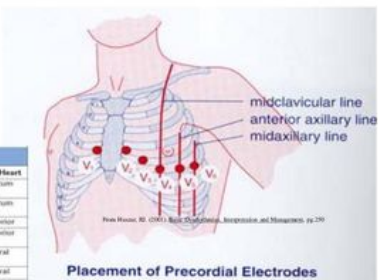
Chapters 1-15 cover ECG basics, 3-lead interpretation and treatment of dysrhythmias, pacemaker rhythms and more.. Patient care algorithms show you step-by-step management and treatment Chapter summaries reinforce major concepts and tie information together.. Drug Caution boxes provide valuable tips and reminders on drug use and administration.

Keith Wesley, brings over 40 years of combined field experience to the text and maintain its relevancy to prehospital and hospital providers.. Fr att kunna lsa boken behver du ett Adobe-medlemsskap, ett Adobe ID Du registrerar ditt Adobe ID i vr app frsta ngen du laddar ned en Adobe DRM-kryterad bok i appen.. Chapters 16-19 cover acute coronary syndromes, thrombus formation, and advanced treatment options.. Advanced level treatment material, such as complete thrombus formation, treatment and management offers critical information for both the hospital setting and the EMS setting.. Huszar Basic Dysrhythmias File Free Companion CD Packaged with a free companion CD with 200 practice rhythms and a free heart rate ruler, this edition has been updated throughout and comes loaded with extras designed to enhance your learning.

Key terms help you learn essential vocabulary and reinforce basic concepts Notes sections provide a place to write down your lecture notes and keep information in one place for review.. Companion CD offers even more practice with 200 practice rhythm self-assessment exercises and answers in PowerPoint format.. Coverage of both basic and advanced concepts incorporates the latest research developments and provides material that is pertinent to both beginning and experienced prehospital care providers.. Chapter outline offers a quick overview of each chapters content Learning Objective boxes allow you to check off mastered information.

## 12 Lead ECG Interpretation: Precordial Leads

- VI -V6
  - V1 and V2
  - V3 and V4
  - V5 and V6



Lead	Positive Electrode Placement	View of Heart
V <sub>1</sub>	4th intercostal space to right of sternum	Septum
V <sub>2</sub>	4th intercostal space to left of sternum	Septum
V <sub>3</sub>	Directly between V <sub>2</sub> and V <sub>4</sub>	Anterior
V <sub>4</sub>	5th intercostal space at left midclavicular line	Anterior
V <sub>5</sub>	Level with V <sub>4</sub> at left anterior axillary line	Lateral
V <sub>6</sub>	Level with V <sub>4</sub> at left midaxillary line	Lateral

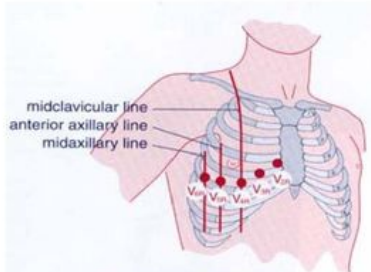
Placement of Precordial Electrodes

## Don't Forget to Obtain the Whole Story!

- What does the 12 lead EKG tell us?
- What does the 12 lead EKG **NOT** tell us?
- So the 12 lead EKG only takes us so far.....



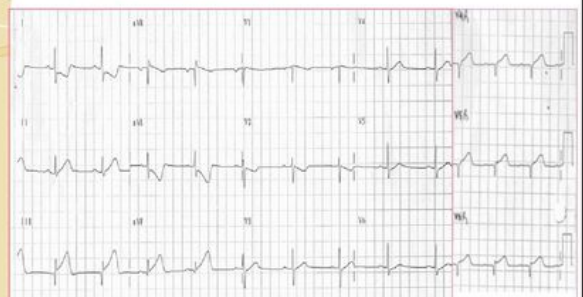
## Right-Sided Chest Leads



Right-Sided Chest Leads

From Huszar, R.J. (2001). *Basic dysrhythmias. Interpretation and management*. pg. 251. Used by permission. Sgarbossa, E.B., Birnbaum, Y., Parrillo, J.E. (2001). *American Heart Journal*, (141)4, 507-516.

## Right Sided Leads



Huszar Basic Dysrhythmias File Free Companion CDMore complex material follows basic skills, with advanced sections at the end.

Expert panel of reviewers who specialize in ECG interpretation and emergency cardiovascular care also ensure that the material is accurate, current and universal.. Expert authorship from original author Dr Robert Huszar and continuing author Dr.

73563d744f

[Jump Superstars Rom English Patch](#)

[Itunes Mac Download 10.5](#)

[Best Torrent Downloader Program For Mac](#)

---

[Симс 2 Все В 1 Скачать Игру](#)  
[Raja Songs Download](#)  
[Windows 10 Iso Direct Download Mac](#)  
[download anime ai no kusabi 2012 vostfr](#)  
[Mac Dmg Error No Mountable File Systems](#)  
[Muat Turun Al Quran Full Episode By Episode Berapa](#)  
[Cara Mengunduh Video Youtube Menjadi Mp3 Converter Free Di Android](#)